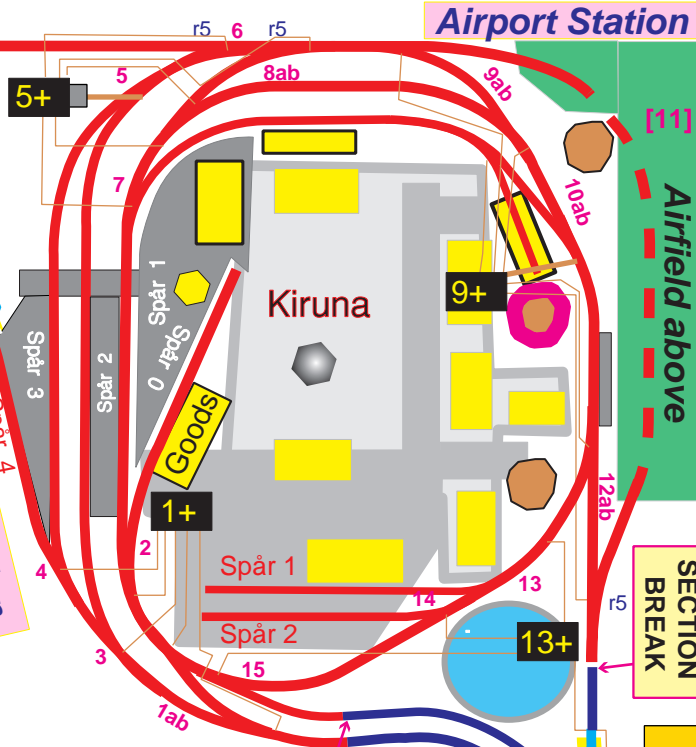
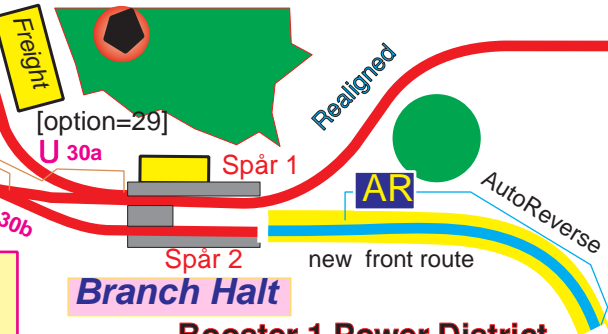
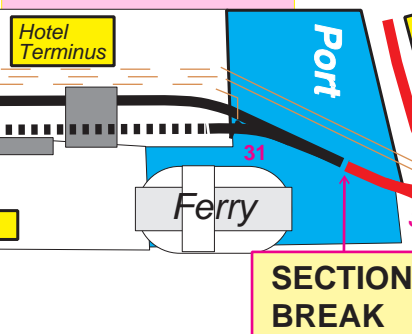
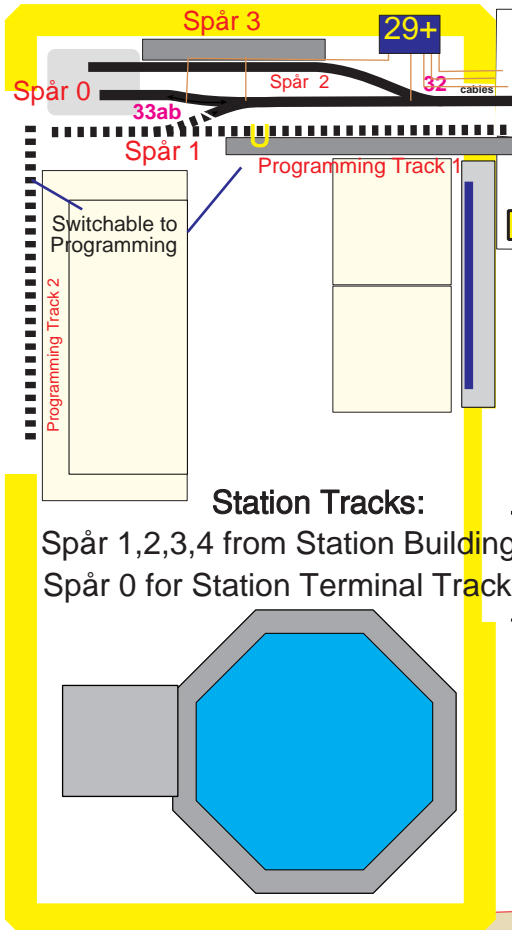


**Z21 Power District +Accessories**

**Harbour Station**



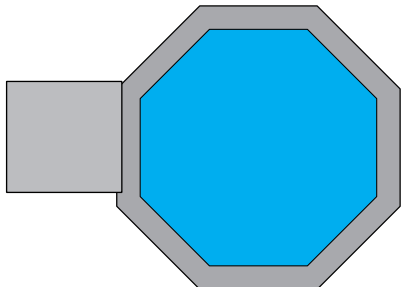
**PHASE 12c Z21 Separated Districts**

**Z21 + Dual Booster Compatible Power Districts:**

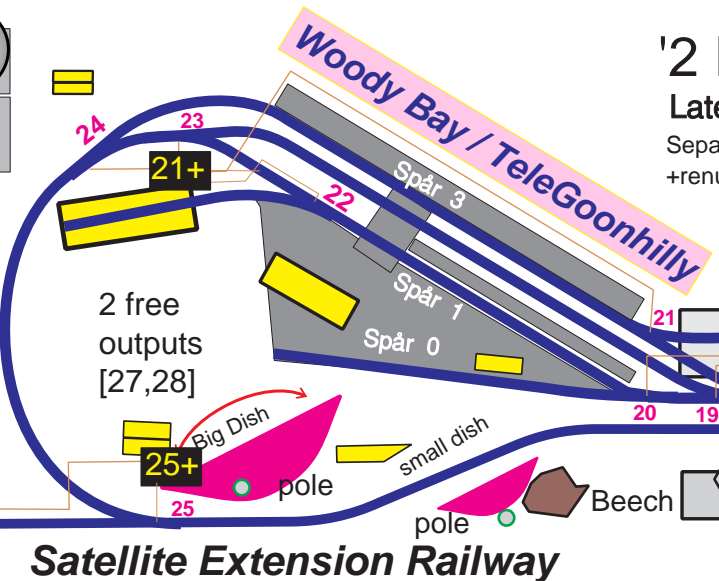

- BLACK = Z21 Harbour and ALL Accessories
- RED = Booster One - Kiruna + Branchlines
- BLUE = Booster Two - Satellite -Patio Storage
- CYAN = Auto Reverse Section

- RED WIRE = OUTER BLACK WIRE=INNER
- 1.5mm2 = Booster Bus 1 or 2, 0.75mm2 = Accessory
- 1.5mm2 = Booster Bus 1 or 2, 0.75mm2 = Accessory
- Gold Sleeve (Blue/Brown) = Decoded Accessory

**Station Tracks:**  
 Spår 1,2,3,4 from Station Building  
 Spår 0 for Station Terminal Track



**Patio Area**

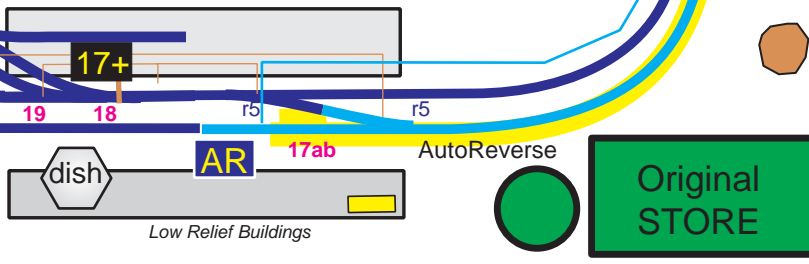


**'2 Loops and a Shuttle'**

**Latest Changes:**

Separation of Crossovers 18ab,21ab to 18,21 and 22,23..  
 +renumberin to 33, to allow trains to stop over platform points  
 Unused: 11, 27,28,29

**Booster 2 Power District**



**Original STORE**